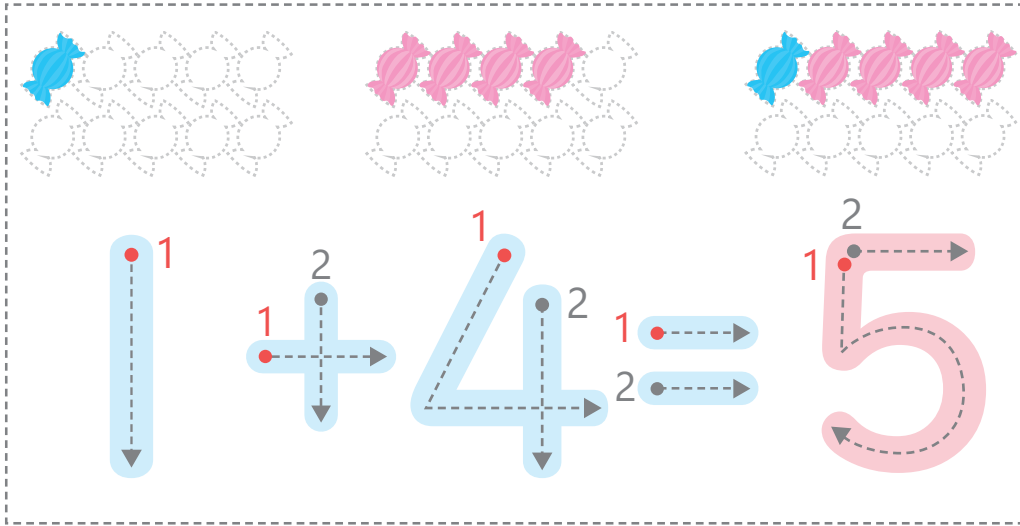
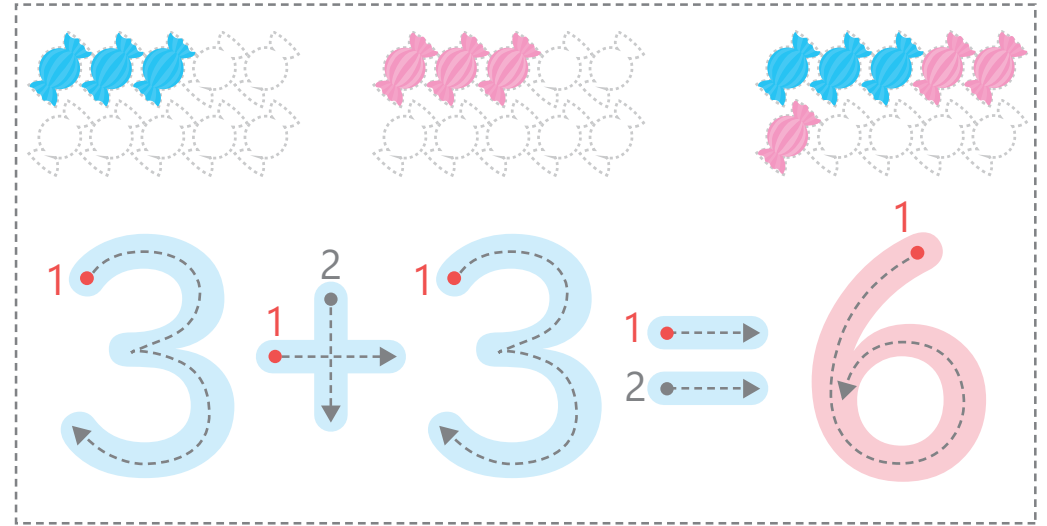


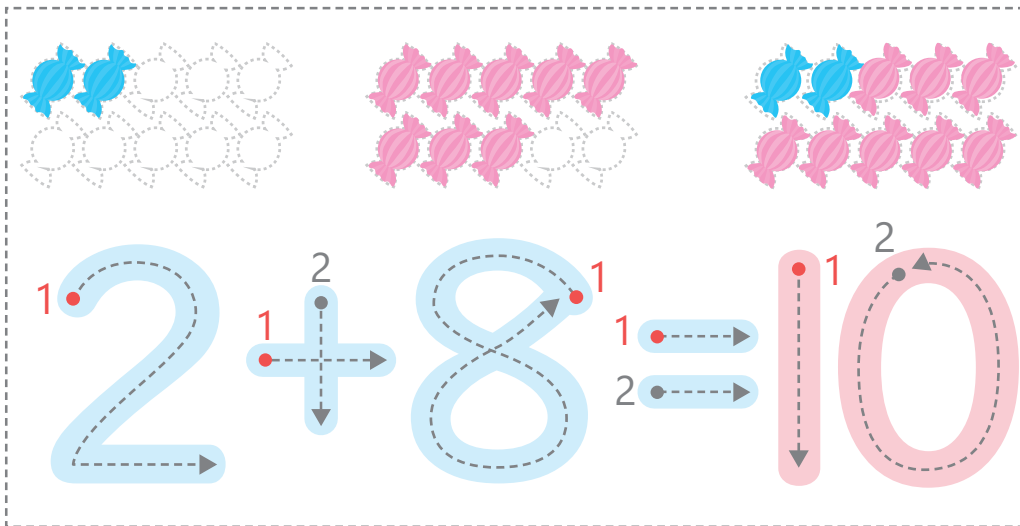
たしざんを なぞって こたえをかきましょう。アメにもいろをぬりましょう。



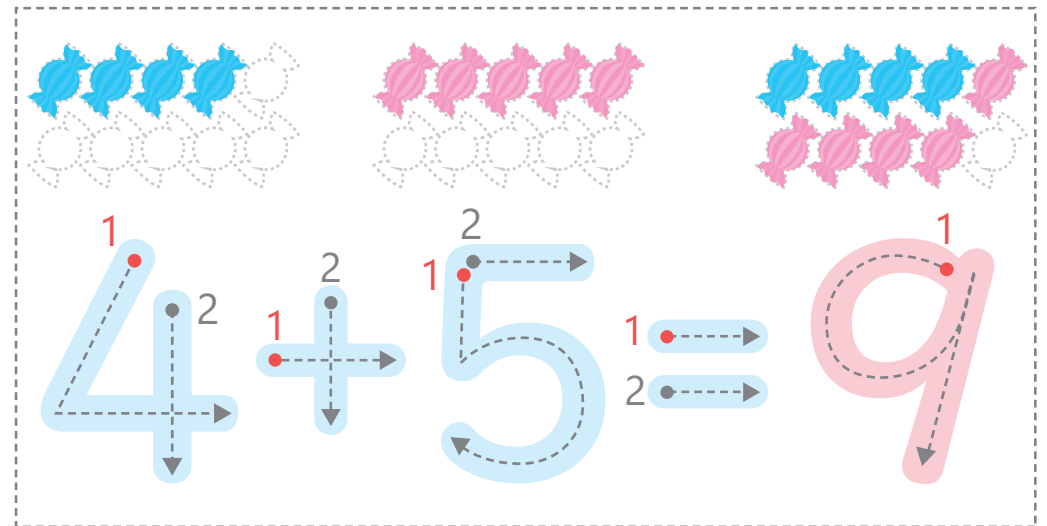
Tracing guide for the number 5. It shows a sequence of three candy grids: 1 blue candy, 4 pink candies, and 5 candies (1 blue, 4 pink). Below the grids, the number 5 is shown in blue with stroke order arrows (1: vertical down, 2: horizontal right, 3: diagonal down-right, 4: horizontal right, 5: curved bottom) and a pink version for coloring.



Tracing guide for the number 6. It shows a sequence of three candy grids: 3 blue candies, 3 pink candies, and 6 candies (3 blue, 3 pink). Below the grids, the number 6 is shown in blue with stroke order arrows (1: curved top, 2: horizontal right) and a pink version for coloring.



Tracing guide for the number 10. It shows a sequence of three candy grids: 2 blue candies, 8 pink candies, and 10 candies (2 blue, 8 pink). Below the grids, the number 10 is shown in blue with stroke order arrows (1: curved top, 2: horizontal right) and a pink version for coloring.



Tracing guide for the number 9. It shows a sequence of three candy grids: 4 blue candies, 5 pink candies, and 9 candies (4 blue, 5 pink). Below the grids, the number 9 is shown in blue with stroke order arrows (1: diagonal down, 2: horizontal right, 3: curved bottom) and a pink version for coloring.