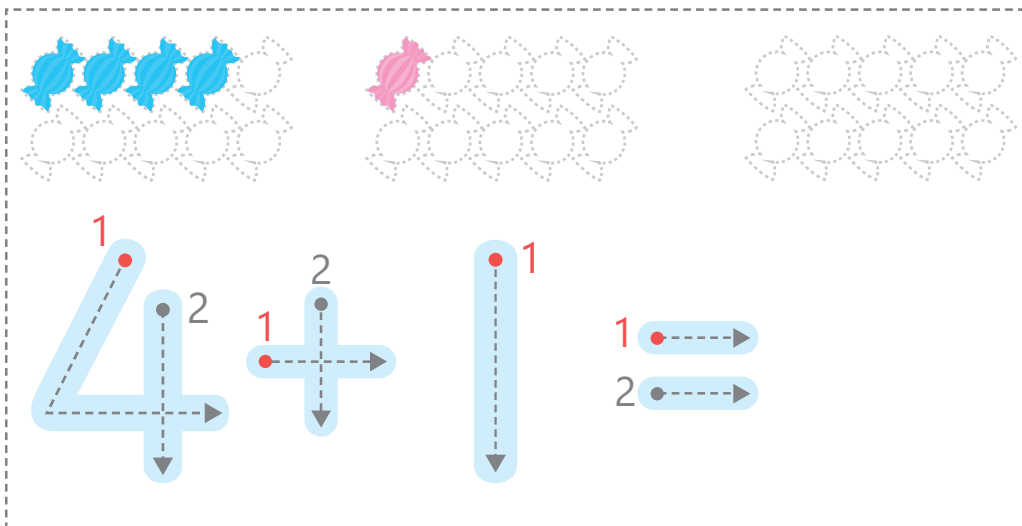
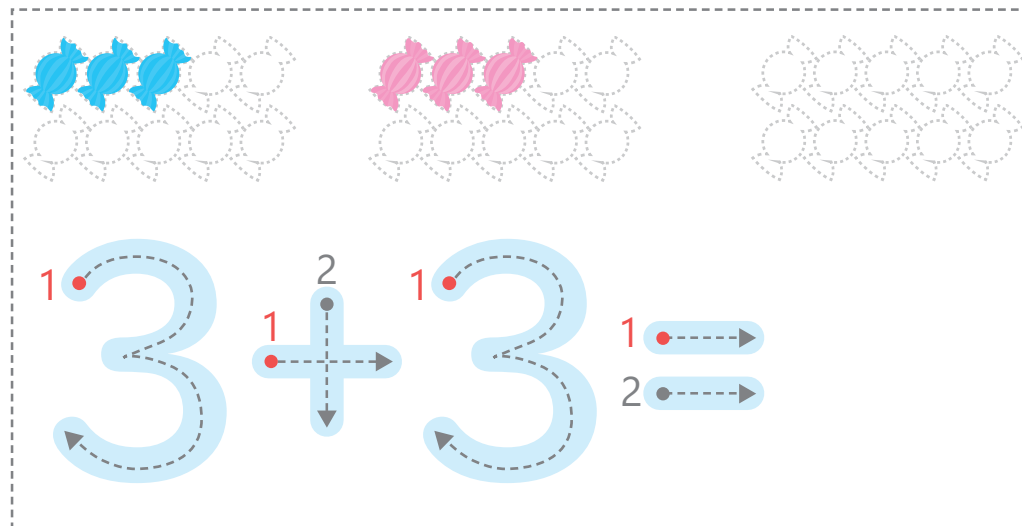


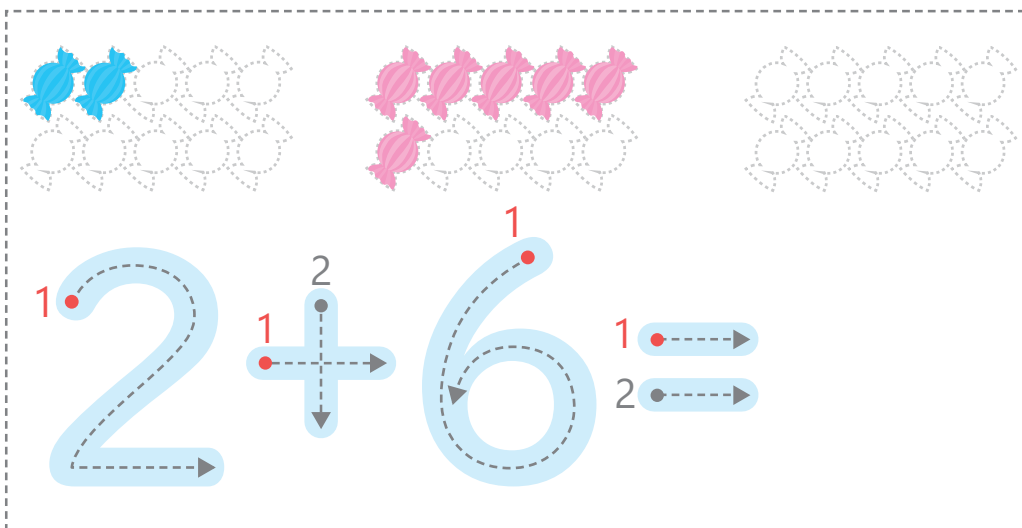
たしざんを なぞって こたえをかきましょう。アメにもいろをぬりましょう。



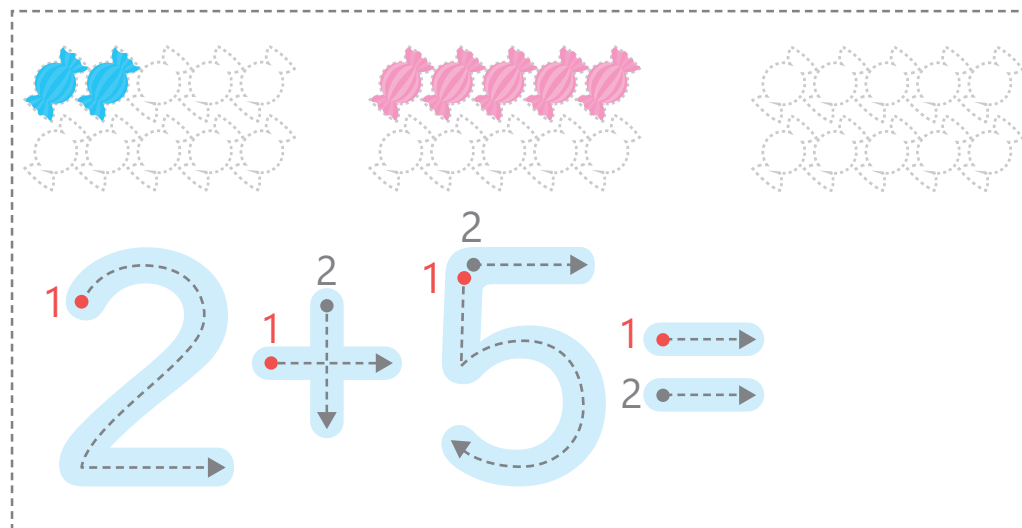
This activity block contains three 2x5 grids of candy outlines. The first grid has 4 blue candies in the top row. The second grid has 1 pink candy in the top row. The third grid is empty. Below the grids are tracing guides for the numbers 4, 1, and 1. The number 4 is formed by a vertical line (1) and a horizontal line (2). The number 1 is formed by a vertical line (1). The number 1 is formed by a horizontal line (1) and a vertical line (2).



This activity block contains three 2x5 grids of candy outlines. The first grid has 3 blue candies in the top row. The second grid has 3 pink candies in the top row. The third grid is empty. Below the grids are tracing guides for the numbers 3, 1, and 3. The number 3 is formed by a curved line (1) and a horizontal line (2). The number 1 is formed by a horizontal line (1) and a vertical line (2). The number 3 is formed by a curved line (1) and a horizontal line (2).



This activity block contains three 2x5 grids of candy outlines. The first grid has 2 blue candies in the top row. The second grid has 4 pink candies in the top row. The third grid is empty. Below the grids are tracing guides for the numbers 2, 1, and 6. The number 2 is formed by a curved line (1) and a horizontal line (2). The number 1 is formed by a horizontal line (1) and a vertical line (2). The number 6 is formed by a curved line (1) and a horizontal line (2).



This activity block contains three 2x5 grids of candy outlines. The first grid has 2 blue candies in the top row. The second grid has 4 pink candies in the top row. The third grid is empty. Below the grids are tracing guides for the numbers 2, 1, and 5. The number 2 is formed by a curved line (1) and a horizontal line (2). The number 1 is formed by a horizontal line (1) and a vertical line (2). The number 5 is formed by a horizontal line (1) and a vertical line (2).