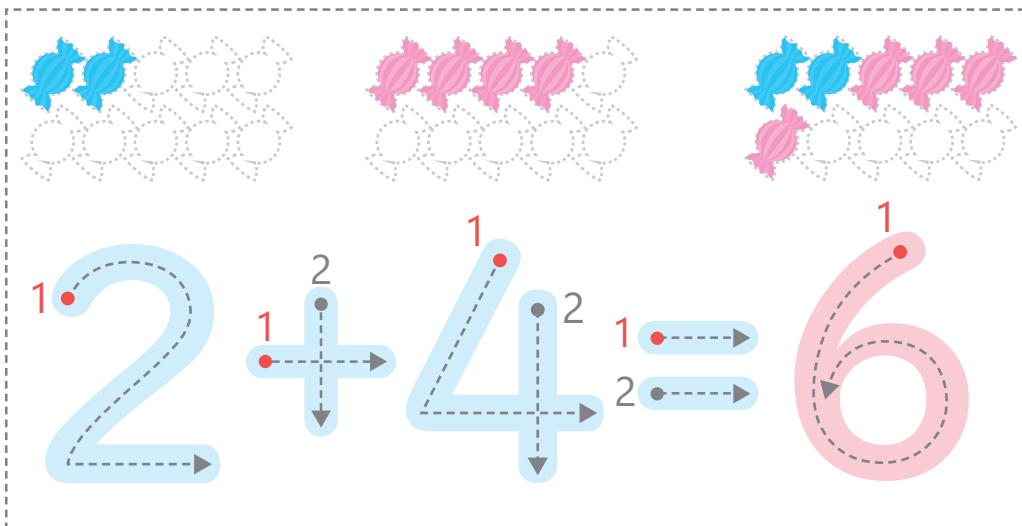
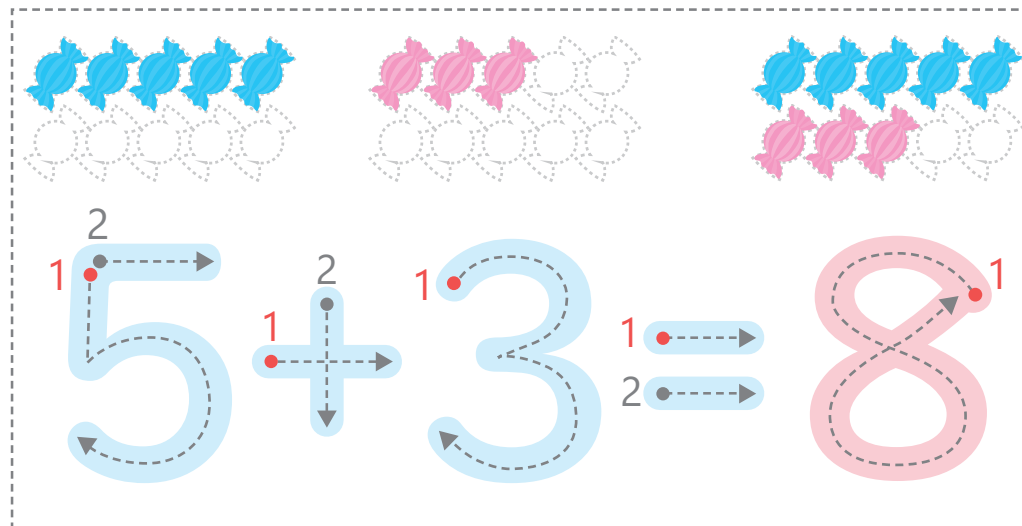


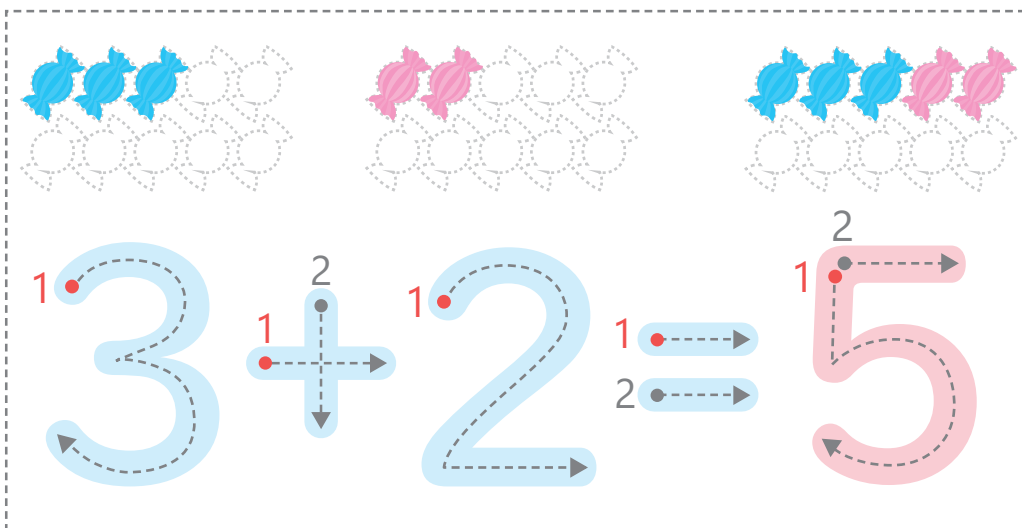
たしざんを なぞって こたえをかきましょう。アメにもいろをぬりましょう。



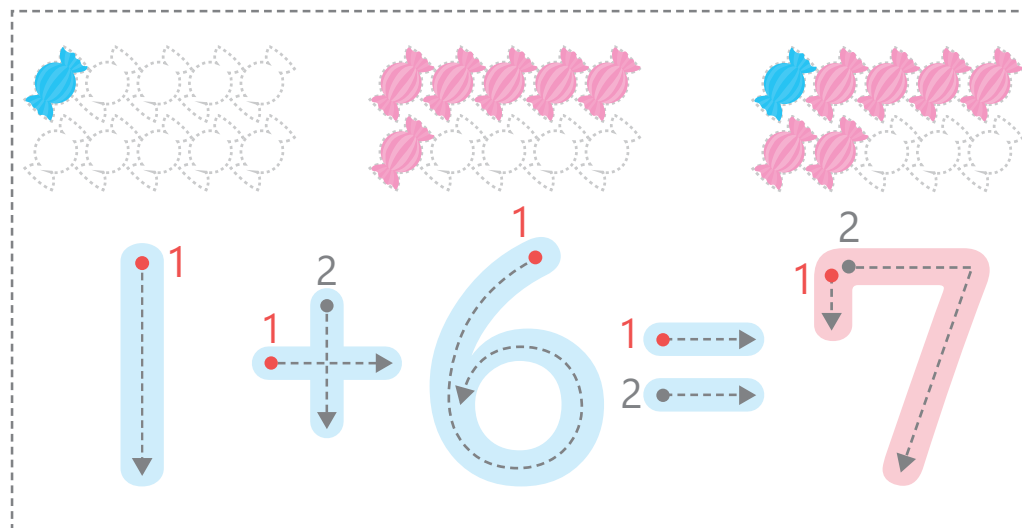
Tracing guide for the number 6. It shows three candy patterns: blue, pink, and mixed. Below them, the number 6 is formed by adding 2 and 4. The number 2 is formed by stroke 1 (a curve) and stroke 2 (a horizontal line). The number 4 is formed by stroke 1 (a diagonal line) and stroke 2 (a vertical line). The final number 6 is formed by stroke 1 (a curve) and stroke 2 (a horizontal line).



Tracing guide for the number 8. It shows three candy patterns: blue, pink, and mixed. Below them, the number 8 is formed by adding 5 and 3. The number 5 is formed by stroke 1 (a vertical line) and stroke 2 (a curve). The number 3 is formed by stroke 1 (a curve) and stroke 2 (a horizontal line). The final number 8 is formed by stroke 1 (a curve) and stroke 2 (a horizontal line).



Tracing guide for the number 5. It shows three candy patterns: blue, pink, and mixed. Below them, the number 5 is formed by adding 3 and 2. The number 3 is formed by stroke 1 (a curve) and stroke 2 (a horizontal line). The number 2 is formed by stroke 1 (a curve) and stroke 2 (a horizontal line). The final number 5 is formed by stroke 1 (a vertical line) and stroke 2 (a curve).



Tracing guide for the number 7. It shows three candy patterns: blue, pink, and mixed. Below them, the number 7 is formed by adding 1 and 6. The number 1 is formed by stroke 1 (a vertical line). The number 6 is formed by stroke 1 (a curve) and stroke 2 (a horizontal line). The final number 7 is formed by stroke 1 (a vertical line) and stroke 2 (a horizontal line).