

たしざんを なぞりましょう。


1 + 4 = 5

5 + 2 = 7

3 + 1 = 4


6 + 3 = 9

たしざんを なぞりましょう。




4 + 6 = 10

Tracing guide for 4: Stroke 1 is a diagonal line down to the right, stroke 2 is a vertical line down. Tracing guide for 6: Stroke 1 is a counter-clockwise curve, stroke 2 is a vertical line down. Tracing guide for 10: Stroke 1 is a vertical line down, stroke 2 is a counter-clockwise circle.




2 + 2 = 4

Tracing guide for 2: Stroke 1 is a curve from top to bottom, stroke 2 is a horizontal line to the right. Tracing guide for 4: Stroke 1 is a diagonal line down to the right, stroke 2 is a vertical line down.



2 + 5 = 7


Tracing guide for 2: Stroke 1 is a curve from top to bottom, stroke 2 is a horizontal line to the right. Tracing guide for 5: Stroke 1 is a horizontal line to the right, stroke 2 is a curve from the end of stroke 1 down and back to the start. Tracing guide for 7: Stroke 1 is a vertical line down, stroke 2 is a diagonal line down to the right.



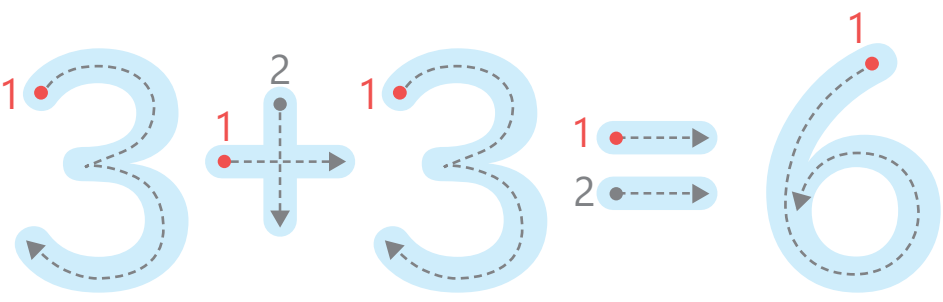

1 + 4 = 5

Tracing guide for 1: Stroke 1 is a vertical line down. Tracing guide for 4: Stroke 1 is a diagonal line down to the right, stroke 2 is a vertical line down. Tracing guide for 5: Stroke 1 is a horizontal line to the right, stroke 2 is a curve from the end of stroke 1 down and back to the start.

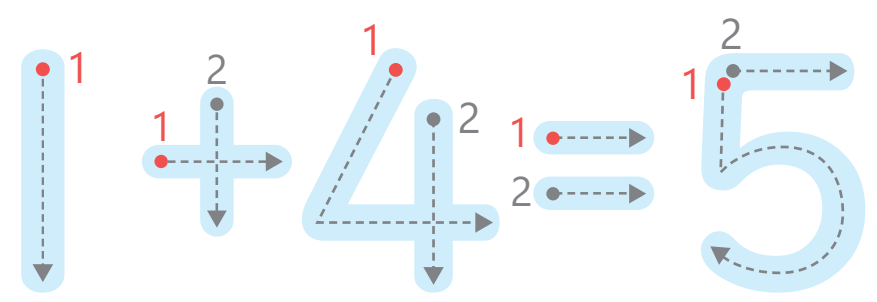

たしざんを なぞりましょう。



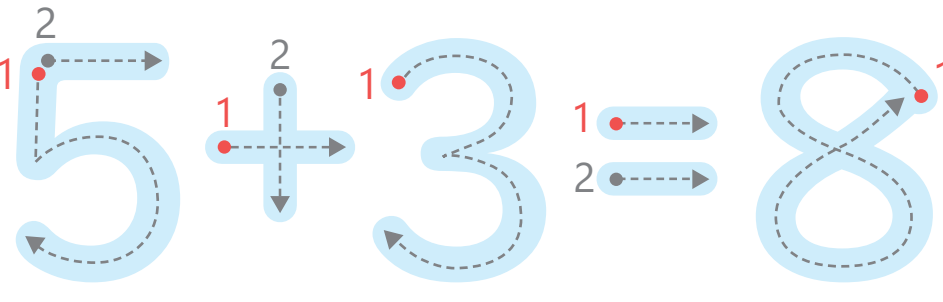

3 + 3 = 6

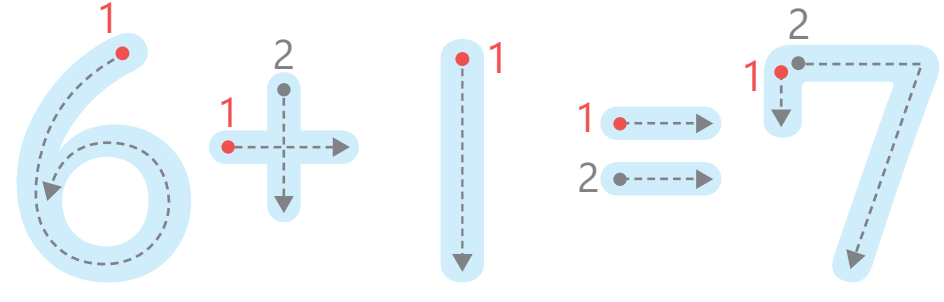
1 + 4 = 5


5 + 3 = 8

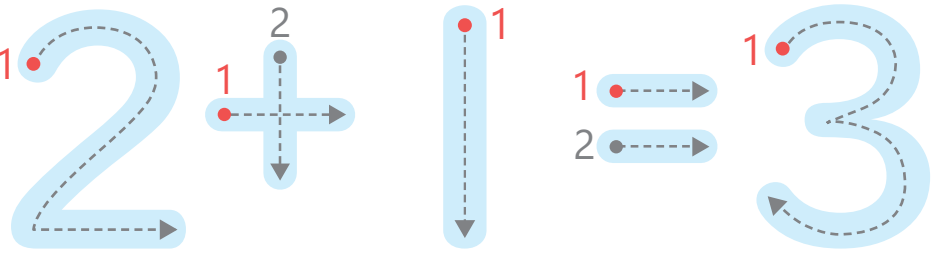

6 + 1 = 7



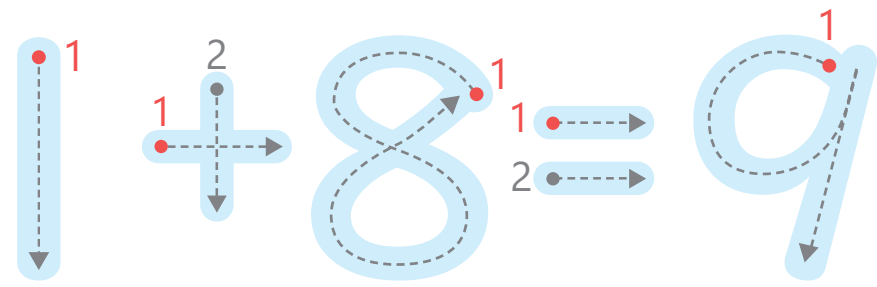

たしざんを なぞりましょう。



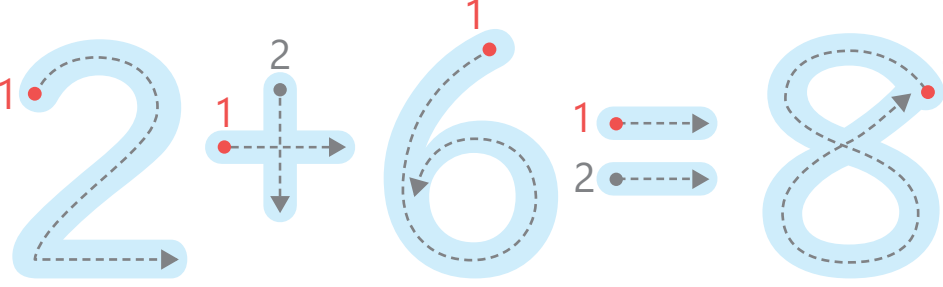

2 + 1 = 3


1 + 8 = 9

2 + 6 = 8

2 + 3 = 5



たしざんを なぞりましょう。


5 + 2 = 7

2 + 7 = 9


3 + 3 = 6

4 + 1 = 5


たしざんを なぞりましょう。




2 + 4 = 6



3 + 5 = 8



4 + 3 = 7



1 + 2 = 3

たしざんを なぞりましょう。

5 + 2 = 7

Illustration: 5 red apples + 2 green apples = 7 red apples.

Stroke order: 5 (1: top curve, 2: vertical down), 2 (1: top curve, 2: vertical down), 7 (1: top curve, 2: vertical down).

4 + 2 = 6

Illustration: 4 red apples + 2 green apples = 6 red apples.

Stroke order: 4 (1: top-left to bottom, 2: vertical down), 2 (1: top curve, 2: vertical down), 6 (1: top curve, 2: vertical down).

3 + 1 = 4

Illustration: 3 red apples + 1 green apple = 4 red apples.

Stroke order: 3 (1: top curve, 2: bottom curve), 1 (1: vertical down), 4 (1: top-left to bottom, 2: vertical down).

3 + 4 = 7

Illustration: 3 red apples + 4 green apples = 7 red apples.

Stroke order: 3 (1: top curve, 2: bottom curve), 4 (1: top-left to bottom, 2: vertical down), 7 (1: top curve, 2: vertical down).

たしざんを なぞりましょう。

3 + 6 = 9

Illustration: 3 red apples + 6 green apples = 9 apples (3 red, 6 green).

Stroke order: 3 (1: curve down, 2: curve up), + (1: vertical down, 2: horizontal right), 6 (1: curve down, 2: curve up), = (1: horizontal right, 2: horizontal right), 9 (1: curve down, 2: curve up).

1 + 5 = 6

Illustration: 1 red apple + 5 green apples = 6 apples (1 red, 5 green).

Stroke order: 1 (1: vertical down), + (1: vertical down, 2: horizontal right), 5 (1: curve down, 2: curve up), = (1: horizontal right, 2: horizontal right), 6 (1: curve down, 2: curve up).

3 + 4 = 7

Illustration: 3 red apples + 4 green apples = 7 apples (3 red, 4 green).

Stroke order: 3 (1: curve down, 2: curve up), + (1: vertical down, 2: horizontal right), 4 (1: vertical down, 2: horizontal right), = (1: horizontal right, 2: horizontal right), 7 (1: vertical down, 2: horizontal right).

6 + 2 = 8

Illustration: 6 red apples + 2 green apples = 8 apples (6 red, 2 green).

Stroke order: 6 (1: curve down, 2: curve up), + (1: vertical down, 2: horizontal right), 2 (1: curve down, 2: curve up), = (1: horizontal right, 2: horizontal right), 8 (1: curve down, 2: curve up).



たしざんを なぞりましょう。

6 + 3 = 9

2 + 4 = 6

5 + 3 = 8

1 + 6 = 7

たしざんを なぞりましょう。

1 red apple + 1 green apple = 2 apples

Tracing guide for the number 2: Stroke 1 is a vertical line down. Stroke 2 is a horizontal line from left to right.

6 red apples + 1 green apple = 7 apples

Tracing guide for the number 7: Stroke 1 is a counter-clockwise curve starting from the top. Stroke 2 is a vertical line down.

8 red apples + 2 green apples = 10 apples

Tracing guide for the number 10: Stroke 1 is a figure-eight shape. Stroke 2 is a horizontal line from left to right.

3 red apples + 2 green apples = 5 apples

Tracing guide for the number 5: Stroke 1 is a curve starting from the top and going down. Stroke 2 is a horizontal line from left to right.

たしざんを なぞりましょう。

たしざんを なぞりましょう。

2 + 5 = 7

3 + 4 = 7

7 + 2 = 9

9 + 1 = 10