



10までのかず
よみましょう、かきましょう

ねん くみ なまえ



いち




に




さん



し(よん)



ご




ろく



しち(なな)



はち



く(きゅう)



じゅう

Tracing guide for the number 1: A vertical line with a red dot at the top and a red arrow pointing down, labeled '1'. Below it is a solid grey number 1. The rest of the column consists of empty handwriting practice lines.

Tracing guide for the number 2: A blue number 2 with a red dot at the top left and a red arrow showing the path, labeled '1'. Below it is a solid grey number 2. The rest of the column consists of empty handwriting practice lines.

Tracing guide for the number 3: A blue number 3 with a red dot at the top left and a red arrow showing the path, labeled '1'. Below it is a solid grey number 3. The rest of the column consists of empty handwriting practice lines.

Tracing guide for the number 4: A blue number 4 with a red dot at the top left and a red arrow showing the path, labeled '1'. A second red dot and arrow are shown for the second stroke, labeled '2'. Below it is a solid grey number 4. The rest of the column consists of empty handwriting practice lines.

Tracing guide for the number 5: A blue number 5 with a red dot at the top left and a red arrow showing the path, labeled '1'. A second red dot and arrow are shown for the second stroke, labeled '2'. Below it is a solid grey number 5. The rest of the column consists of empty handwriting practice lines.

Tracing guide for the number 6: A blue number 6 with a red dot at the top and a red arrow showing the path, labeled '1'. Below it is a solid grey number 6. The rest of the column consists of empty handwriting practice lines.

Tracing guide for the number 7: A blue number 7 with a red dot at the top left and a red arrow showing the path, labeled '1'. A second red dot and arrow are shown for the second stroke, labeled '2'. Below it is a solid grey number 7. The rest of the column consists of empty handwriting practice lines.

Tracing guide for the number 8: A blue number 8 with a red dot at the top right and a red arrow showing the path, labeled '1'. Below it is a solid grey number 8. The rest of the column consists of empty handwriting practice lines.

Tracing guide for the number 9: A blue number 9 with a red dot at the top and a red arrow showing the path, labeled '1'. Below it is a solid grey number 9. The rest of the column consists of empty handwriting practice lines.

Tracing guide for the number 10: A blue number 10 with a red dot at the top left and a red arrow showing the path, labeled '1'. A second red dot and arrow are shown for the second stroke, labeled '2'. Below it is a solid grey number 10. The rest of the column consists of empty handwriting practice lines.